

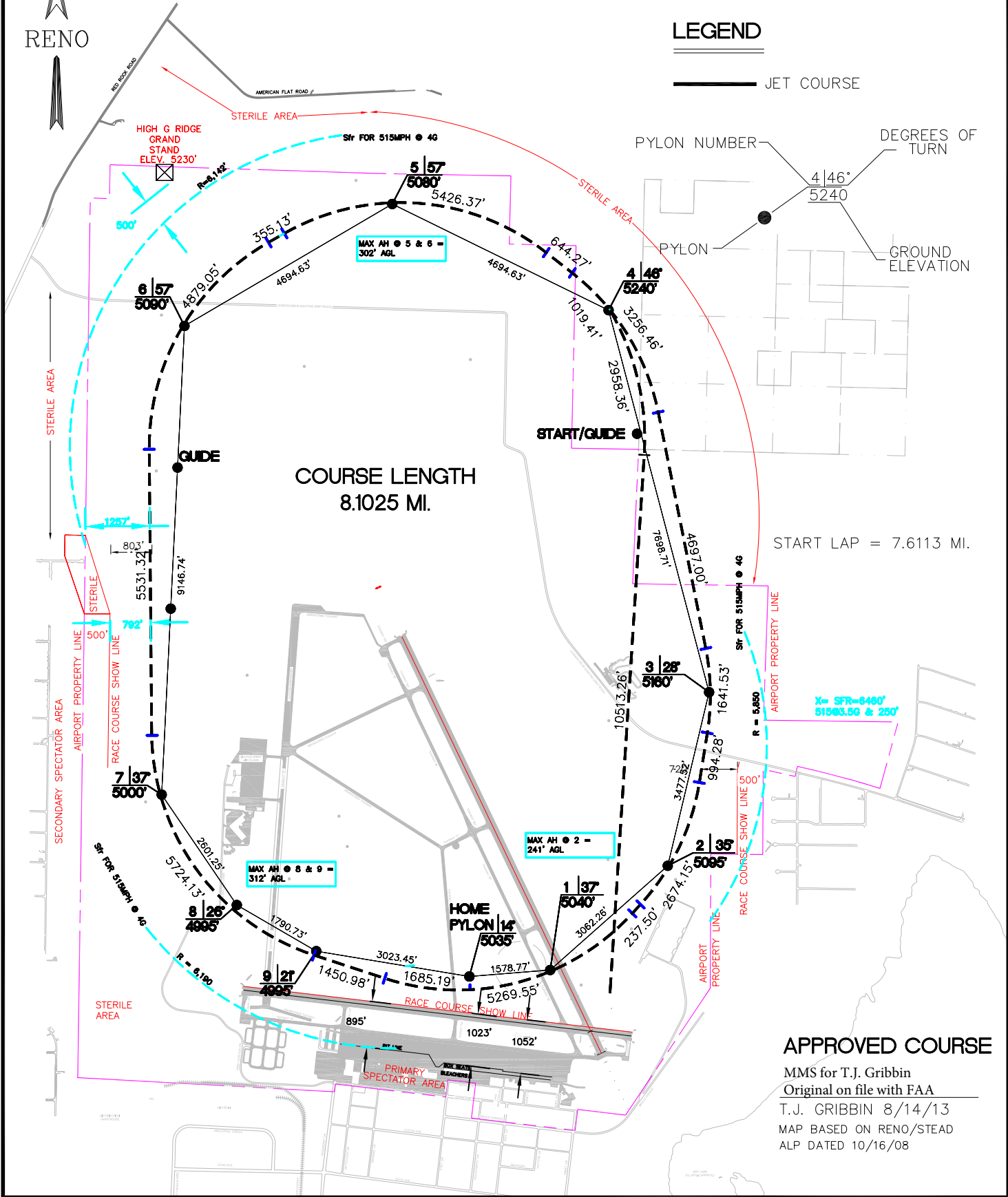
JET CLASS OPTIMUM RACE PATH CRITERIA = 515 MPH @ 4G's



LEGEND

———— JET COURSE


PYLON NUMBER ——— PYLON ——— DEGREES OF TURN
 4 | 46° ——— 5240
 GROUND ELEVATION



APPROVED COURSE

MMS for T.J. Gribbin
 Original on file with FAA
 T.J. GRIBBIN 8/14/13
 MAP BASED ON RENO/STEAD
 ALP DATED 10/16/08

2014 OPTIMUM RACE PATH



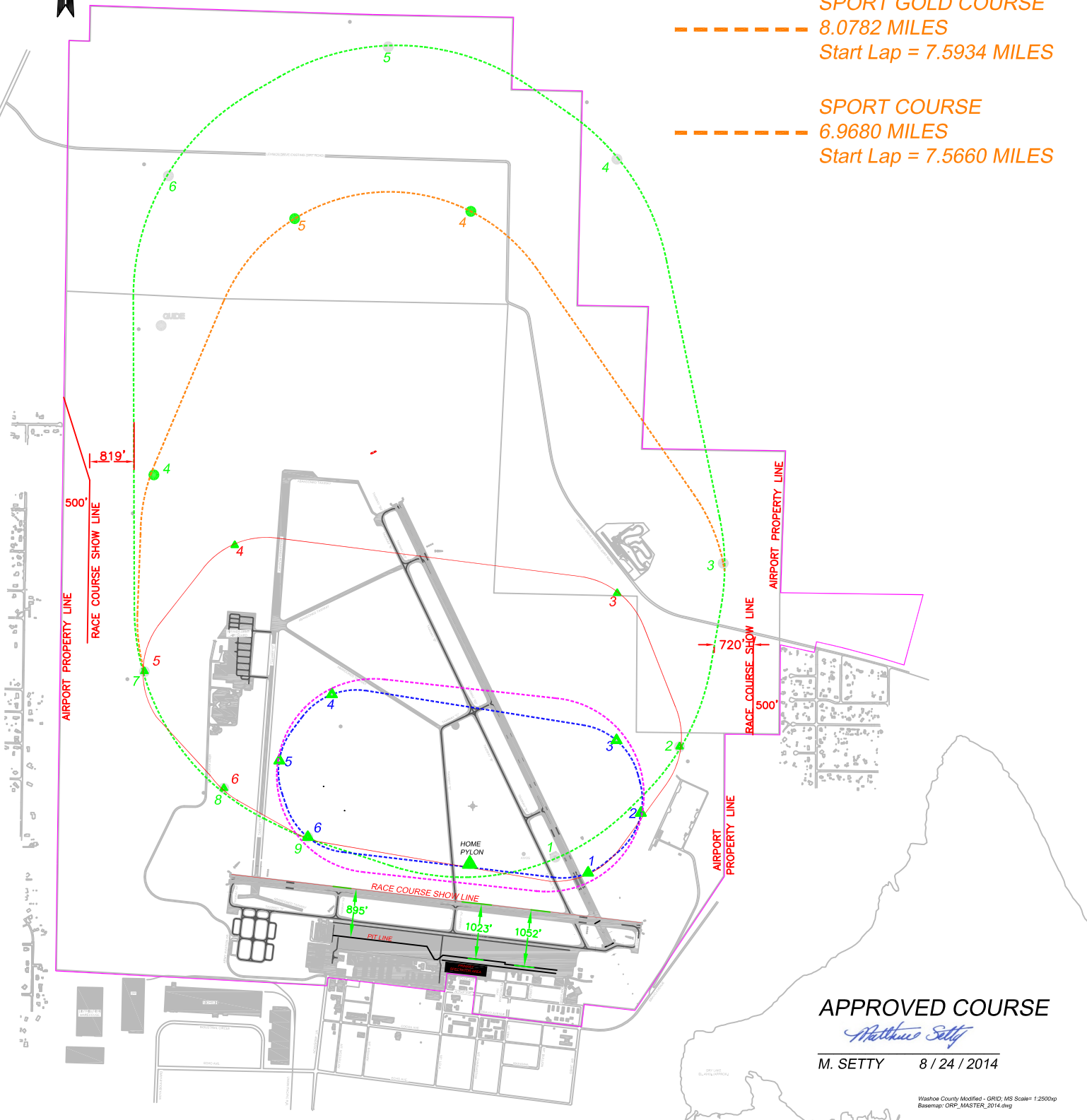
- - - - - **FORMULA ONE COURSE**
3.1875 MILES
- - - - - **BIPLANE COURSE**
3.3417 MILES
- - - - - **T-6 COURSE**
4.9352 MILES

- - - - - **UNLIMITED COURSE**
8.0851 MILES
Start Lap = 7.5888 MILES

- - - - - **JET COURSE**
8.1025 MILES
Start Lap = 7.6113 MILES

- - - - - **SPORT GOLD COURSE**
8.0782 MILES
Start Lap = 7.5934 MILES

- - - - - **SPORT COURSE**
6.9680 MILES
Start Lap = 7.5660 MILES



APPROVED COURSE

Matthew Setty

M. SETTY 8 / 24 / 2014