

# FORMULA ONE CLASS OPTIMUM RACE PATH CRITERIA = 250 MPH • 3.0 G's

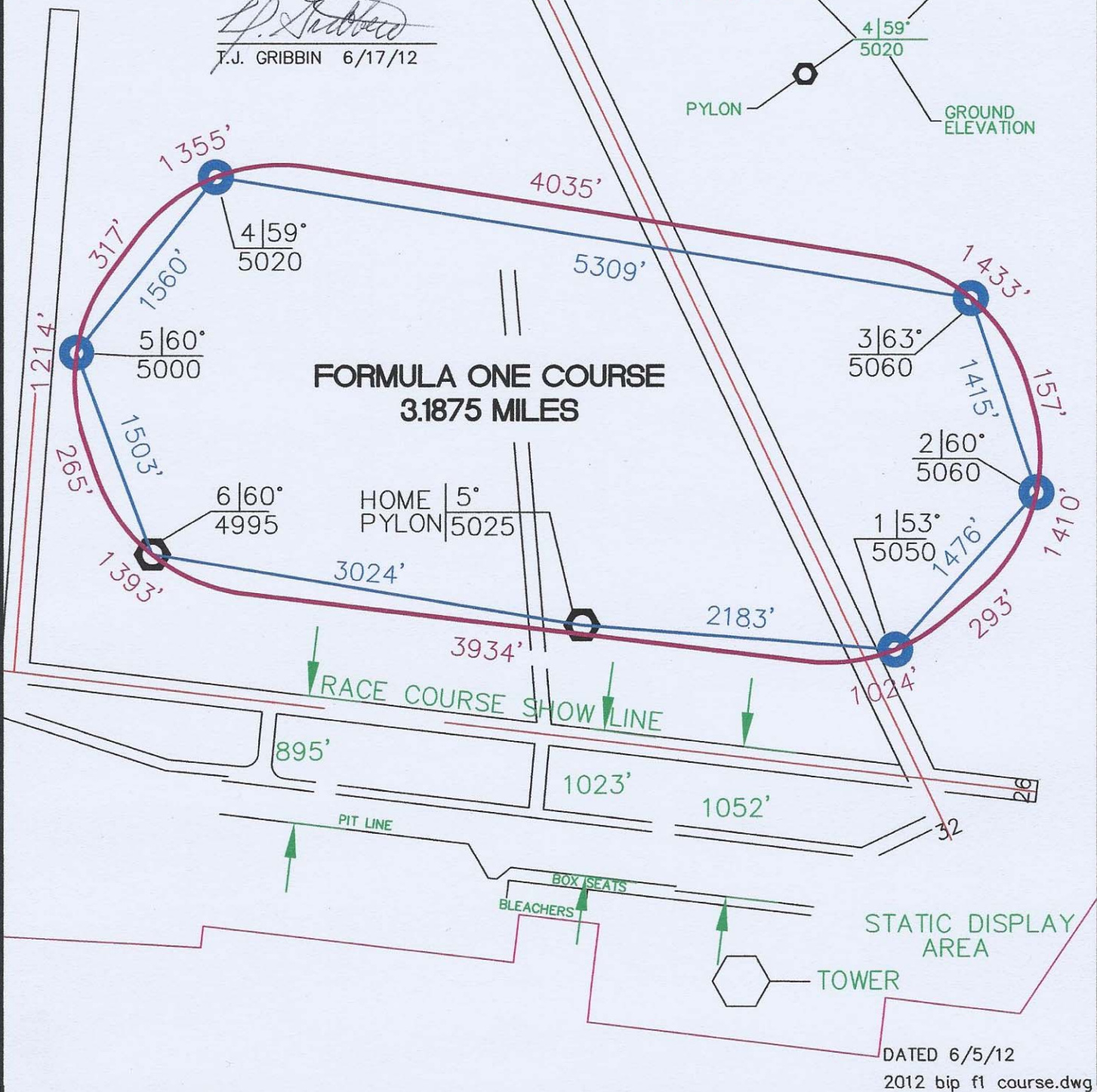
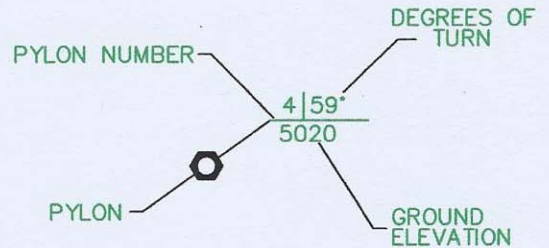


APPROVED COPY

*T.J. Gribbin*  
T.J. GRIBBIN 6/17/12

## LEGEND

— FORMULA ONE COURSE



# 2015 OPTIMUM RACE PATH



RENO

- - - - - **FORMULA ONE COURSE**  
3.1875 MILES
- - - - - **BIPLANE COURSE**  
3.3417 MILES
- - - - - **T-6 COURSE**  
4.9352 MILES

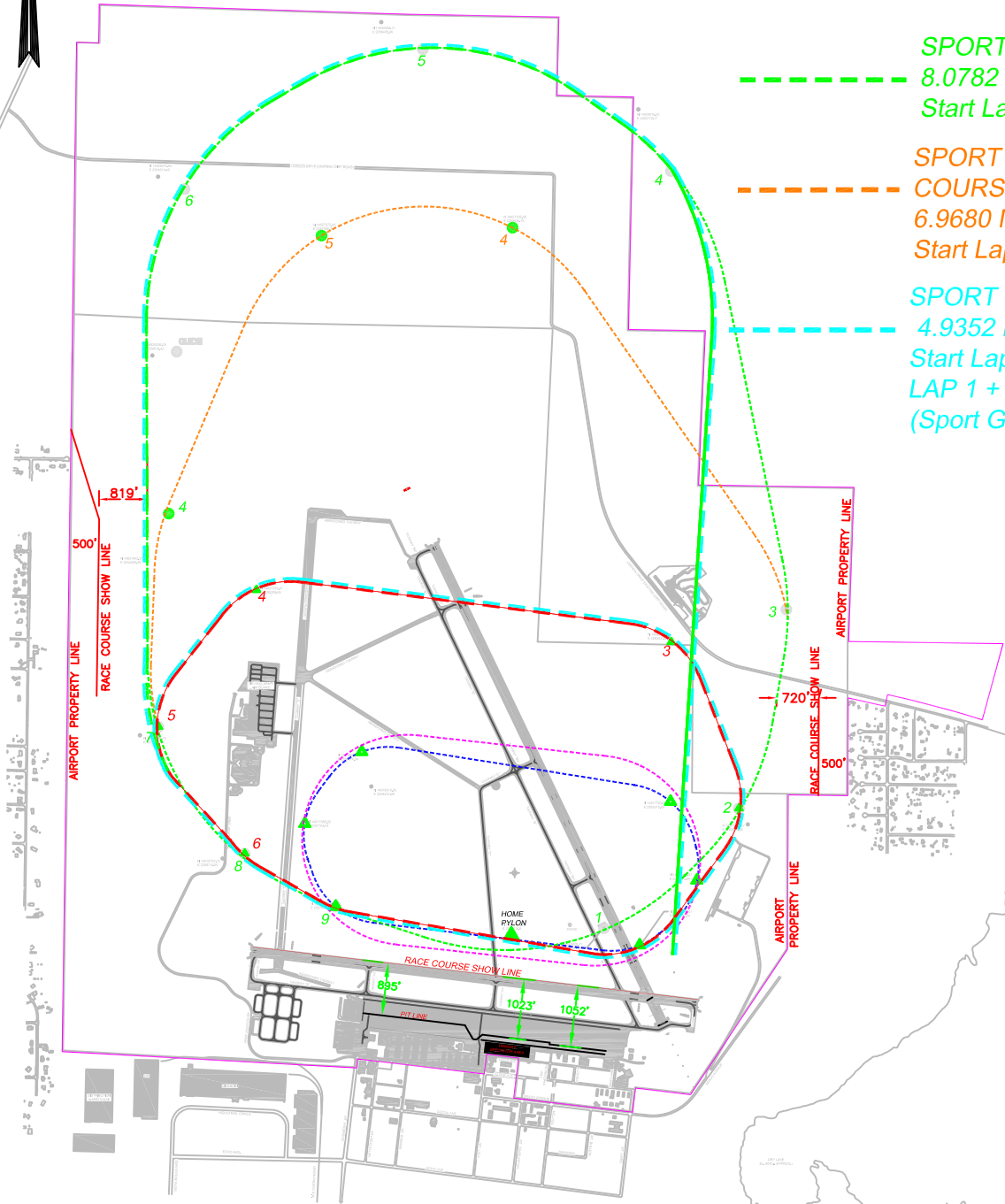
- - - - - **UNLIMITED COURSE**  
8.0851 MILES  
Start Lap = 7.5888 MILES

- - - - - **JET COURSE**  
8.1025 MILES  
Start Lap = 7.6113 MILES

- - - - - **SPORT GOLD COURSE**  
8.0782 MILES  
Start Lap = 7.5934 MILES

- - - - - **SPORT Silver & Bronze COURSE**  
6.9680 MILES  
Start Lap = 7.5660 MILES

- - - - - **SPORT MEDALLION COURSE**  
4.9352 MILES  
Start Lap = 7.5858 MILES  
LAP 1 + 2 = 12.5210 MILES  
(Sport Gold + T-6 Course)



APPROVED COURSE

*Matthew Setty*

M. SETTY 7/1/2015