


T-6 CLASS OPTIMUM RACE PATH

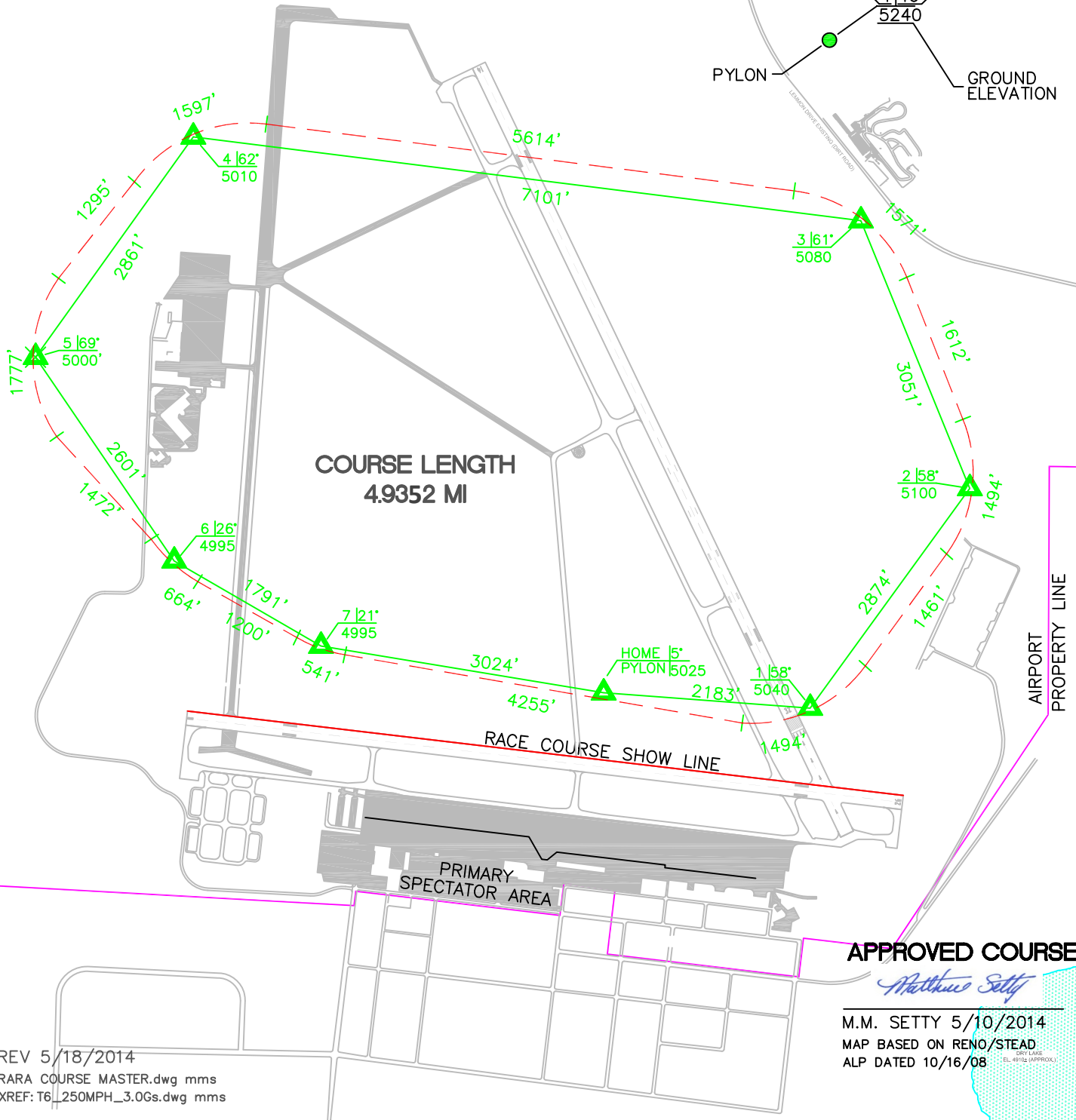
CRITERIA

250 MPH • 3.0 G's



LEGEND

- T-6 COURSE
- PYLON NUMBER
- ▲ DEGREES OF TURN
- ▲ GROUND ELEVATION



2015 OPTIMUM RACE PATH



RENO

- - - - - **FORMULA ONE COURSE**
3.1875 MILES
- - - - - **BIPLANE COURSE**
3.3417 MILES
- - - - - **T-6 COURSE**
4.9352 MILES

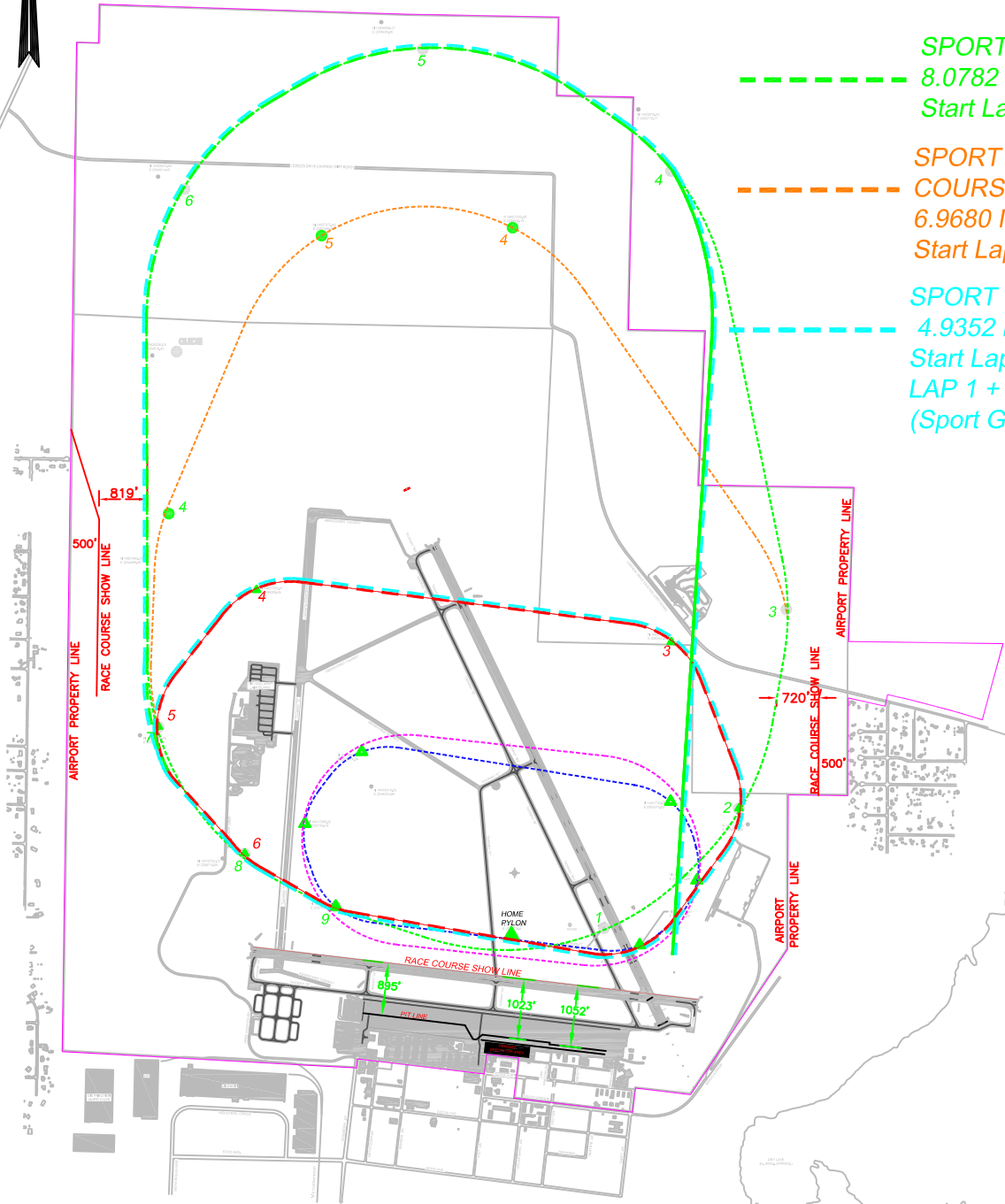
- - - - - **UNLIMITED COURSE**
8.0851 MILES
Start Lap = 7.5888 MILES

- - - - - **JET COURSE**
8.1025 MILES
Start Lap = 7.6113 MILES

- - - - - **SPORT GOLD COURSE**
8.0782 MILES
Start Lap = 7.5934 MILES

- - - - - **SPORT Silver & Bronze COURSE**
6.9680 MILES
Start Lap = 7.5660 MILES

- - - - - **SPORT MEDALLION COURSE**
4.9352 MILES
Start Lap = 7.5858 MILES
LAP 1 + 2 = 12.5210 MILES
(Sport Gold + T-6 Course)



APPROVED COURSE

Matthew Setty

M. SETTY 7/1/2015